

JAC
DIESEL
LIGHT C
TRUCK

Cummins



PROVEN GLOBALLY + IN NZ:



TRIED + TRUSTED PARTS



Tough Frame + Suspension



Tough Transmission Options



Tough Axle + Power Train



The JAC Diesel Truck is equipped with the sought after **B series Cummins Diesel Engine**. A family of diesel engines produced by American manufacturer Cummins. In production since 1984, the B series engine family is intended for multiple applications on and off-highway, light-duty, and medium-duty. In the automotive industry, it is known for its use in high-use applications in trucks, buses and large pick up trucks in the states.

Your JAC truck is proudly supported by the best global brands and parts.

Whether you're being powered by a Cummins Diesel, a CATL EV Battery, or relying on the sought after Allison Auto transmission JAC has your back with top parts and suppliers including:



THE JAC OF YOUR TRADE

JAC trucks can be refitted into different bodies based on your needs including; refrigerated box, ambient box, flat deck, curtain sider, tipper and more.

With multiple wheelbases available, we can work with you to build the JAC of your trade.



3365



3845



4175

Multiple wheelbases

Covering 3365/3845/4175mm wheelbases, there is a JAC truck to suit your needs.

JAC
WARRANTY

5^{Years}

YEARS
200,000KM

*Whichever occurs first, warranty t&c's apply.

READY TO DRIVE

Overhead storage compartments

Intelligent and thoughtfully laid out comfortable cabins to make you feel right at home behind the wheel.

8 inch touch screen entertainment system, with multi-function integrated controls and options

Cup holders

Adjustable steering wheel

Manual and Allison 1000 Automatic options available

Smooth cab suspension designed to keep driver and passengers comfortable

Convenient cab tray for storage of loose items or paperwork

SAFETY

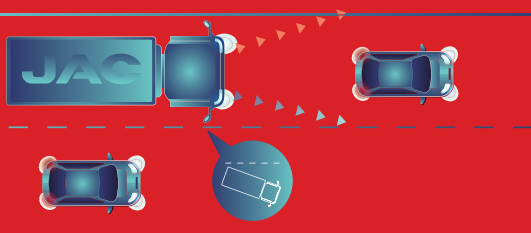
Dual Airbags

The dual airbag system is designed to improve occupant safety in the event of a collision.



Pre-tensioner Seatbelts

In the event of a collision, the pre-tensioner seatbelt system is designed to effectively cooperate with the airbag system to reduce impacts on the body.



ESC

Electronic Stability Control

ESC uses data from a number of sensors to monitor driver input and vehicle control. If it detects under-steer, over-steer or roll-over, ESC can override driver input, reduce power and/or apply individual wheel braking to assist the driver to maintain vehicle control.



Reinforced Cab Support

The longitudinal beam assembly of the front part of the JAC Truck cab support plate is designed as a closed section using high-rigidity steel. Additionally, an anti-collision girder steel is installed inside the door to ensure passengers' security.




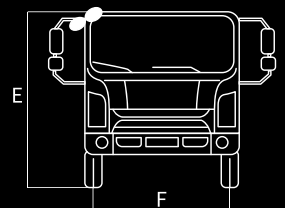
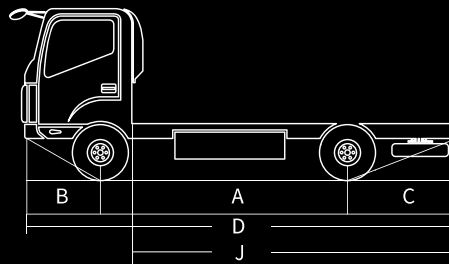
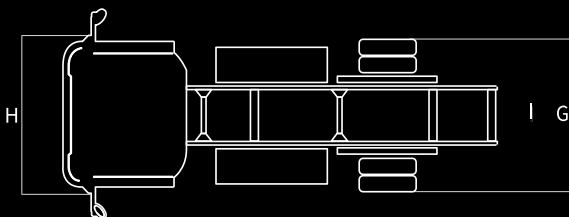
Optimised Brake System + Air Brakes

The exhaust brake decreases braking times to make braking more reliable and safer. This also helps to prolong the lifespan of your brakes.

THE JAC OF YOUR TRADE



N90 Diesel	3365 wheelbase Automatic	3845 wheelbase Automatic	3845 wheelbase Manual	4175 wheelbase Manual
WEIGHT				
GWW (kg)	9000 OR 5990 (5990 can be driven on a Car Licence)			
Tare Weight (kg)	2850	2880	2940	2955
ENGINE				
Model	Cummins B4.0EVID170		Cummins B4.0EVID170	
Fuel	Diesel		Diesel	
Emissions	Euro6		Euro6	
Type	4 Cylinder -Turbocharged		4 Cylinder -Turbocharged	
Displacement (cc)	4.0		4.0	
MOTOR PERFORMANCE				
Horsepower	165		165	
Max Power (kW / rpm)	125/2400		125/2400	
Max Torque (Nm / rpm)	600/1100~1800		600/1100~1800	
VEHICLE PERFORMANCE				
Max Speed (km/h)	110		110	
Max Gradability (%)	30		30	
TRANSMISSION				
Transmission Type	Automatic 6 Speed - Allison 1000		Manual 6 Speed with Clutch Assistance - ESO-6106	
CHASSIS FRAME				
Cold riveted ladder frame QSTE650-5 steel side members Parallel side rails and rivetless top flange	214*70*5mm - please refer to JAC Dealer for more information			
STEERING				
Steering Type	Recirculating Ball Type		Recirculating Ball Type	
Power Steering	Y		Y	
Turning Circle	12.2	13.0	13.0	15.6
AXLE CAPACITY				
Front Beam (kg)	3100		3100	
Rear Beam (kg)	6600		6600	
Gear Ratio	4.33		3.909	
BRAKING				
Brake Type	Air Brake		Air Brake	
Parking Brake	Air Brake		Air Brake	
Brakes	Disc/Drum		Disc/Drum	
Exhaust Braking	Y		Y	
SAFETY				
ABS - Anti-lock Braking System	Y		Y	
ESC - Electronic Stability Control	Y		Y	
Reverse Radar + Alert	Y		Y	
Reverse Camera	Y		Y	
DIMENSIONS				
Wheelbase (mm) A	3365	3845	3845	4175
Front Overhang (mm) B	1100		1100	
Rear Overhang (mm) C	2355	2691	2961	2230
Length (mm) D	5985	6945	6945	7480
Cab Height (mm) E	2290		2290	
Front Wheel Track (mm) F	1710		1710	
Rear Axle Width (mm) G	2115		2115	
Cab Width (mm) H	1995		1995	
Outside Chassis Width (mm) I	850		850	
Cab to Rear of Chassis (mm) J	4300	5200	5200	5800
Tyres	215/75R17.5		215/75R17.5	
Fuel Tank Capacity (L)	130		130	
WARRANTY				
Truck Warranty	5 Years / 200,000km - whichever occurs first - Warranty T&C's apply			



www.jac.co.nz
0800 922 522
hello@jac.co.nz

* Specifications and images shown in this brochure may be subject to change or depict overseas models

Part Number: DIESELBROCHURE